



**QUARTERLY REPORT OF REVENUE AND OTHER RECEIPTS**  
**As at the Quarter Ending December 31, 2023**


Department : State Universities and Colleges (SUCs)  
 Agency/Entity : Catanduanes State University  
 Operating Unit : < not applicable >  
 Organization Code (UACS) : 08 053 0000000  
 Fund Cluster : 06 - Business Related Funds

Classification/Sources of Revenue and Other Receipts	UACS CODE	REVENUE TARGET (Annual) per BESF	Actual Revenue and Other Receipts Collections					Cumulative Remittance/Deposits to Date			Variance		Remarks
			1st Quarter Ending March 31	2nd Quarter Ending June 30	3rd Quarter Ending September 30	4th Quarter Ending December 31	Total	Remittance to BTr	Deposited with AGDB	Total	Amount	%	
1	2	3	4	5	6	7	8=(4+5+6+7)	9	10	11=(9+10)	12=(8-3)	13=(12/3)	14
<b>Business Related Funds</b>		<b>9,350,300.00</b>	<b>1,503,516.34</b>	<b>1,225,984.72</b>	<b>5,200,901.83</b>	<b>3,024,764.01</b>	<b>10,955,166.90</b>	<b>0.00</b>	<b>10,955,166.90</b>	<b>10,955,166.90</b>	<b>1,604,866.90</b>	<b>17 %</b>	
Revenue Collections		9,350,300.00	1,446,498.04	1,099,346.30	1,606,026.37	2,810,950.06	6,962,820.77	0.00	6,962,820.77	6,962,820.77	(2,387,479.23)	-26 %	
Cash Revenue		9,350,300.00	1,446,498.04	1,099,346.30	1,606,026.37	2,810,950.06	6,962,820.77	0.00	6,962,820.77	6,962,820.77	(2,387,479.23)	-26 %	
Non-Tax		9,350,300.00	1,446,498.04	1,099,346.30	1,606,026.37	2,810,950.06	6,962,820.77	0.00	6,962,820.77	6,962,820.77	(2,387,479.23)	-26 %	
Rent/Lease Income	4020205000	1,785,900.00	436,263.07	380,391.28	267,933.28	603,050.00	1,687,637.63	0.00	1,687,637.63	1,687,637.63	(98,262.37)	-6 %	
Income from Printing and Publication	4020215000	450,000.00	0.00	0.00	0.00	316,118.10	316,118.10	0.00	316,118.10	316,118.10	(133,881.90)	-30 %	
Other Sales	4020216099	6,094,400.00	616,141.52	504,953.97	571,781.10	537,467.36	2,230,343.95	0.00	2,230,343.95	2,230,343.95	(3,864,056.05)	-63 %	
Other Business Income	4020299099	920,000.00	384,904.95	214,001.05	764,311.99	1,354,104.60	2,717,322.59	0.00	2,717,322.59	2,717,322.59	1,797,322.59	195 %	
Miscellaneous Income	4060999000	100,000.00	9,188.50	0.00	2,000.00	210.00	11,398.50	0.00	11,398.50	11,398.50	(88,601.50)	-89 %	
Non-Revenue Collections/Other Receipts		0.00	57,018.30	126,638.42	3,594,875.46	213,813.95	3,992,346.13	0.00	3,992,346.13	3,992,346.13	3,992,346.13	0 %	
Cash Receipts		0.00	57,018.30	126,638.42	3,594,875.46	213,813.95	3,992,346.13	0.00	3,992,346.13	3,992,346.13	3,992,346.13	0 %	
Others		0.00	57,018.30	126,638.42	3,594,875.46	213,813.95	3,992,346.13	0.00	3,992,346.13	3,992,346.13	3,992,346.13	0 %	
Petty Cash	1010102000	0.00	0.00	0.00	51,493.43	0.00	51,493.43	0.00	51,493.43	51,493.43	51,493.43	0 %	
Accounts Receivable	1030101000	0.00	57,018.30	126,638.42	173,170.03	100,971.95	457,798.70	0.00	457,798.70	457,798.70	457,798.70	0 %	
Other Payables	2999999000	0.00	0.00	0.00	3,370,212.00	112,842.00	3,483,054.00	0.00	3,483,054.00	3,483,054.00	3,483,054.00	0 %	
<b>GRAND TOTAL</b>		<b>9,350,300.00</b>	<b>1,503,516.34</b>	<b>1,225,984.72</b>	<b>5,200,901.83</b>	<b>3,024,764.01</b>	<b>10,955,166.90</b>	<b>0.00</b>	<b>10,955,166.90</b>	<b>10,955,166.90</b>	<b>1,604,866.90</b>	<b>17 %</b>	

Certified Correct:  
  
 MA. ALMA B. SANTOS  
 Accountant III  
 Date: January 29, 2024 01:25 PM

Certified Correct:  
  
 MARYSHEL S. TABIOS  
 AO V, Budget Services  
 Date: January 29, 2024 01:25 PM

Recommending Approval By:  
  
 ENGR. BENJAMIN HANNYCEL T. NUYDA  
 VP-Administration and Financial Services  
 Date: January 29, 2024 01:41 PM

Approved By:  
  
 PATRICK MAIN T. AZANZA, PH.D.  
 SUC President III  
 Date: January 29, 2024 03:27 PM

**QUARTERLY REPORT OF REVENUE AND OTHER RECEIPTS**  
As at the Quarter Ending December 31, 2023

Department : State Universities and Colleges (SUCs)  
 Agency/Entity : Catanduanes State University  
 Operating Unit : < not applicable >  
 Organization Code (UACS) : 08 053 000000  
 Fund Cluster : 05 - Internally Generated Funds

Classification/Sources of Revenue and Other Receipts	UACS CODE	REVENUE TARGET (Annual) per BESF	Actual Revenue and Other Receipts Collections					Cumulative Remittance/Deposits to Date			Variance		Remarks
			1st Quarter Ending March 31	2nd Quarter Ending June 30	3rd Quarter Ending September 30	4th Quarter Ending December 31	Total	Remittance to BTr	Deposited with AGDB	Total	Amount	%	
1	2	3	4	5	6	7	8=(4+5+6+7)	9	10	11=(9+10)	12=(8-3)	13=(12/3)	14
<b>Internally Generated Funds</b>		<b>108,717,200.00</b>	<b>11,527,013.78</b>	<b>46,419,174.59</b>	<b>23,596,532.92</b>	<b>26,400,413.19</b>	<b>107,943,134.48</b>	<b>0.00</b>	<b>107,943,134.48</b>	<b>107,943,134.48</b>	<b>(774,065.52)</b>	<b>-1 %</b>	
Revenue Collections		108,217,200.00	11,057,739.31	44,725,076.30	6,960,434.33	3,067,219.26	65,810,469.20	0.00	65,810,469.20	65,810,469.20	(42,406,730.80)	-39 %	
Cash Revenue		108,217,200.00	11,057,739.31	44,725,076.30	6,960,434.33	3,067,219.26	65,810,469.20	0.00	65,810,469.20	65,810,469.20	(42,406,730.80)	-39 %	
Non-Tax		108,217,200.00	11,057,739.31	44,725,076.30	6,960,434.33	3,067,219.26	65,810,469.20	0.00	65,810,469.20	65,810,469.20	(42,406,730.80)	-39 %	
Certification Fees	4020104002	445,000.00	106,285.00	119,760.00	191,863.00	92,315.00	510,223.00	0.00	510,223.00	510,223.00	65,223.00	15 %	
Other Verification and Authentication Fees	4020111099	50,000.00	6,450.00	6,530.00	9,750.00	3,160.00	25,890.00	0.00	25,890.00	25,890.00	(24,110.00)	-48 %	
Assessment Fees	4020113004	150,000.00	4,320.00	97,495.00	12,854.00	1,089.00	115,758.00	0.00	115,758.00	115,758.00	(34,242.00)	-23 %	
Tasting Fees	4020113012	495,700.00	5,200.00	29,400.00	23,400.00	0.00	58,000.00	0.00	58,000.00	58,000.00	(437,700.00)	-88 %	
Fines and Penalties - Service Income	4020114000	0.00	0.00	4,340.00	0.00	0.00	4,340.00	0.00	4,340.00	4,340.00	4,340.00	0 %	
Tuition Fees	4020201001	69,906,600.00	1,118,371.00	23,641,918.14	1,332,204.50	15,384.33	26,107,877.97	0.00	26,107,877.97	26,107,877.97	(43,798,722.03)	-63 %	
Income Collected from Students	4020201002	34,229,900.00	8,996,694.06	19,937,466.21	4,100,854.94	1,518,933.63	34,553,948.84	0.00	34,553,948.84	34,553,948.84	324,048.84	1 %	
Other School Fees	4020201099	40,000.00	35,680.00	21,770.00	39,255.00	88,250.00	184,955.00	0.00	184,955.00	184,955.00	144,955.00	362 %	
Rent/Lease Income	4020205000	1,200,000.00	561,500.00	582,000.00	624,475.00	776,262.50	2,544,237.50	0.00	2,544,237.50	2,544,237.50	1,344,237.50	112 %	
Income from Hostels/Dormitories and other Like facilities	4020213000	1,200,000.00	30,350.00	51,150.00	185,750.00	350,900.00	618,150.00	0.00	618,150.00	618,150.00	(581,850.00)	-48 %	
Other Business Income	4020289099	500,000.00	119,731.73	124,965.45	190,020.14	115,878.50	550,595.82	0.00	550,595.82	550,595.82	50,595.82	10 %	
Gain on Sale of Property, Plant and Equipment	4050104000	0.00	0.00	5,100.00	0.00	0.00	5,100.00	0.00	5,100.00	5,100.00	5,100.00	0 %	
Miscellaneous Income	4060999000	0.00	73,157.52	103,181.50	250,007.75	105,046.30	531,393.07	0.00	531,393.07	531,393.07	531,393.07	0 %	
Non-Revenue Collections/Other Receipts		500,000.00	469,274.47	1,694,098.29	16,636,098.59	23,333,193.93	42,132,665.28	0.00	42,132,665.28	42,132,665.28	41,632,665.28	8,327 %	
Cash Receipts		500,000.00	469,274.47	1,694,098.29	16,636,098.59	23,333,193.93	42,132,665.28	0.00	42,132,665.28	42,132,665.28	41,632,665.28	8,327 %	
Others		500,000.00	469,274.47	1,694,098.29	16,636,098.59	23,333,193.93	42,132,665.28	0.00	42,132,665.28	42,132,665.28	41,632,665.28	8,327 %	
Petty Cash	1010102000	0.00	11,199.90	0.00	0.00	20,000.00	31,199.90	0.00	31,199.90	31,199.90	31,199.90	0 %	
Accounts Receivable	1030101000	0.00	9,200.00	0.00	462,360.90	13,992,633.68	14,464,194.58	0.00	14,464,194.58	14,464,194.58	14,464,194.58	0 %	
Advances for Payroll	1990102000	0.00	251,535.50	18,275.00	328,000.00	20,000.00	617,810.50	0.00	617,810.50	617,810.50	617,810.50	0 %	
Advances to Officers and Employees	1990104000	0.00	21,079.22	8,048.50	65,052.41	135,369.56	229,549.69	0.00	229,549.69	229,549.69	229,549.69	0 %	
Trust Liabilities	2040101000	500,000.00	172,093.21	1,608,044.79	15,779,429.28	9,165,190.69	26,724,757.97	0.00	26,724,757.97	26,724,757.97	26,224,757.97	5,245 %	
Other Payables	2999999000	0.00	4,166.64	59,730.00	1,256.00	0.00	65,152.64	0.00	65,152.64	65,152.64	65,152.64	0 %	
<b>GRAND TOTAL</b>		<b>108,717,200.00</b>	<b>11,527,013.78</b>	<b>46,419,174.59</b>	<b>23,596,532.92</b>	<b>26,400,413.19</b>	<b>107,943,134.48</b>	<b>0.00</b>	<b>107,943,134.48</b>	<b>107,943,134.48</b>	<b>(774,065.52)</b>	<b>-1 %</b>	

Certified Correct:  
*marqntes*  
MA. ALMA B. SANTOS  
Accountant III  
Date: January 29, 2024 01:25 PM

Certified Correct:  
*MA*  
MARYSOL TABIOS  
AO V, Budget Services  
Date: January 29, 2024 01:25 PM


Recommending Approval By:  
*JB*  
ENGR. BENJAMIN HANNYCEL T. NUYDA  
VP-Administration and Financial Services  
Date: January 29, 2024 01:41 PM

Approved By:  
*PA*  
PATRICK ALAIN T. AZANZA, PH.D.  
SUC President III  
Date: January 29, 2024 03:27 PM


**QUARTERLY REPORT OF REVENUE AND OTHER RECEIPTS**  
As at the Quarter Ending December 31, 2023


Department : State Universities and Colleges (SUCs)  
 Agency/Entity : Catanduanes State University  
 Operating Unit : < not applicable >  
 Organization Code (UACS) : 08 053 0000000  
 Fund Cluster : 07 - Trust Receipts

Classification/Sources of Revenue and Other Receipts	UACS CODE	REVENUE TARGET (Annual) per BESF	Actual Revenue and Other Receipts Collections					Cumulative Remittance/Deposits to Date			Variance		Remarks
			1st Quarter Ending March 31	2nd Quarter Ending June 30	3rd Quarter Ending September 30	4th Quarter Ending December 31	Total	Remittance to BTr	Deposited with AGDB	Total	Amount	%	
1	2	3	4	5	6	7	8=(4+5+6+7)	9	10	11=(9+10)	12=(8-3)	13=(12/3)	14
<b>Trust Receipts</b>		0.00	9,299,462.64	551,334.64	915,583.52	579,491.45	11,345,872.25	0.00	11,345,872.25	11,345,872.25	11,345,872.25	0 %	
Trust Receipts Deposited with Authorized Government Depository Banks (AGDB)		0.00	9,299,462.64	551,334.64	915,583.52	579,491.45	11,345,872.25	0.00	11,345,872.25	11,345,872.25	11,345,872.25	0 %	
Grants and Donations		0.00	9,000,000.00	423,013.00	860,923.34	0.00	10,283,936.34	0.00	10,283,936.34	10,283,936.34	10,283,936.34	0 %	
Bidding Proceeds		0.00	266,000.00	66,500.00	12,000.00	501,500.00	846,000.00	0.00	846,000.00	846,000.00	846,000.00	0 %	
Provident Fund		0.00	24,220.24	25,537.82	25,703.78	25,871.45	101,333.29	0.00	101,333.29	101,333.29	101,333.29	0 %	
Advances to Officers and Employees		0.00	9,242.40	2,508.32	16,956.40	0.00	28,707.12	0.00	28,707.12	28,707.12	28,707.12	0 %	
Receipt of Guaranty/Security Deposits		0.00	0.00	33,775.50	0.00	0.00	33,775.50	0.00	33,775.50	33,775.50	33,775.50	0 %	
Other Payables		0.00	0.00	0.00	0.00	52,120.00	52,120.00	0.00	52,120.00	52,120.00	52,120.00	0 %	
<b>GRAND TOTAL</b>		0.00	9,299,462.64	551,334.64	915,583.52	579,491.45	11,345,872.25	0.00	11,345,872.25	11,345,872.25	11,345,872.25	0 %	

Certified Correct:   
 MA. ALMA B. SANTOS  
 Accountant III  
 Date: January 29, 2024 01:25 PM

Certified Correct:   
 MARY JHEL S. TABIOS  
 AO V, Budget Services  
 Date: January 29, 2024 01:25 PM

Recommending Approval By:   
 ENGR. BENJAMIN MANNYCEL T. NUYDA  
 VP-Administration and Financial Services  
 Date: January 29, 2024 01:41 PM

Approved By:   
 PATRICIA MAJAN T. AZANZA, PH.D.  
 SUC President III  
 Date: January 29, 2024 03:27 PM